

Health Sector Factsheet 2079/80

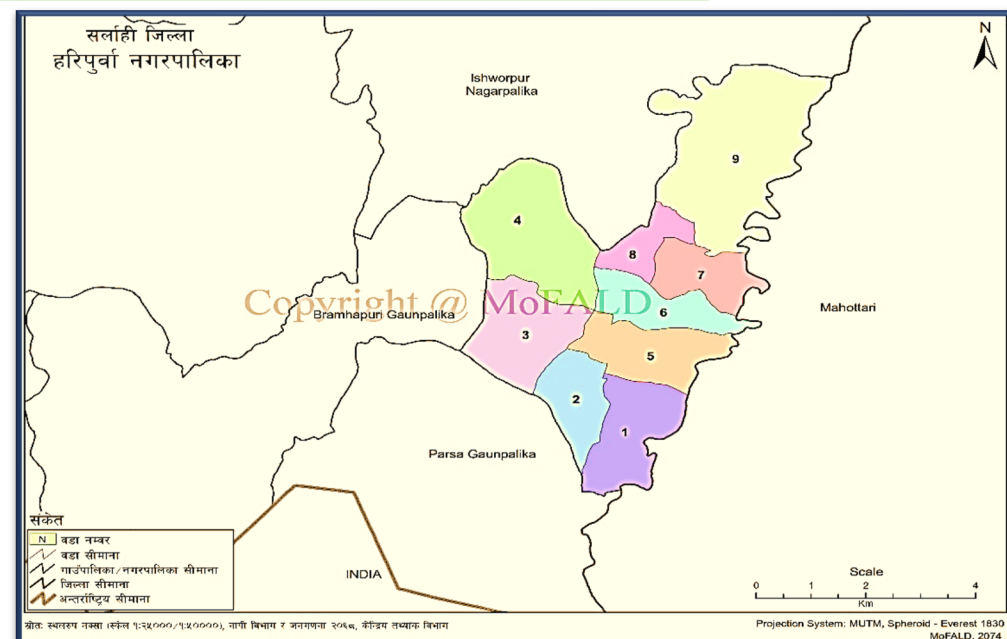
Haripurwa Municipality Madhesh Province, Sarlahi

Brief introduction

Population	Total	38,714
	Male	19,577
	Female	19,157
Area in sq. km	30.50 sq. km	
Boundaries: East Haldi River and Mahottari District, West Ishworpur Municipality, Brahmapuri Rural Municipality and Parsa Rural Municipality, North Ishworpur Municipality and South Parsa Rural Municipality.		
Total no. of wards	9	
Total household	7,140	
No. of public health facilities	10	
Total no. of wards with public HF	9	
Total no. of FCHVs	61	
Total no. of Public School	16	
Total no. of Private School	10	

Source: CBS 2021

Map of Haripurwa Municipality



HMIS Target Population 2079/80

Total population	37307
Population under 1 year	849
Population aged 0-23 months	1697
Population aged 12-59 months	3388
Population under 5 years	4238
Population aged 10-19 years	7641
Female population aged 15-49 years	9407
Married female population aged 15-49 years	7858
Total expected pregnancies	983
Total expected live births	842



Health Sector Factsheet 2079/80



Key progress and achievements in 2079/80




- **Reporting improvement compared to past year**
- **PHC/ORC functionalization in few wards.**
- **Regularization of mothers' group meeting.**
- **Regularization of HFOMC meetings in all the health facilities.**
- **Successful Rollout of MSS in 3 health posts.**
- **Average growth monitoring visit above district average.**
- **No stock out of medicines**
- **PNC visit coverage is above National average.**
- **Increased institutional deliveries.**
- **Procurement and distribution of desktops to all the health facilities to regularize self-reporting and improve on-time reporting.**
- **LF MDA coverage in FY 2079/80 is 79.2%.**

Major Health Indicators

Safe motherhood and Reproductive Health




Indicators		% Of at least one ANC visit by pregnant women				% Of 4 ANC visits as per protocol by pregnant women			% Of 8 ANC visits as per protocol by pregnant women		
		077/78	078/79	079/80		077/78	078/79	079/80	077/78	078/79	079/80
Year		101	128.9	139.8		55.4	79.2	93.5	NA	NA	43
National		119.8	130.4	144.6		43.7	48.8	71.6	NA	NA	28
Province		131.9	151.1	165.4		47.6	56.3	81.7	NA	NA	30.8
District		91.8	154.7	130.9		25.1	31.6	31.6	NA	NA	3.9
Municipality											




Indicators	% Of pregnant women who received 180 IFA				% Of Institutional deliveries				% Of 4 PNC visits as per protocol		
	077/78	078/79	079/80		077/78	078/79	079/80		077/78	078/79	079/80
Year	44.8	59.8	65.4		60.7	74.7	83.4		NA	NA	26.5
National	43.7	48	56.7		49.9	54.6	64.8		NA	0.01	19.8
Province	47.5	56.5	70.4		43.4	50.2	63.4		NA	0.05	40.6
District	24.7	31.6	30.3		13	49.6	51.2		NA	NA	46.2
Municipality											




Indicators	 MATERNAL MORTALITY Dr. Prasad S.K.	Total number of maternal deaths			 सुरक्षित गर्भापन सेवा	Total number of abortion cases			 FP	% FP New acceptors all methods among WRA		
		077/78	078/79	079/80		077/78	078/79	079/80		077/78	078/79	079/80
Year		250	232	237		79952	90764	93463		6.7	7	6.9
National		18	10	25		6156	7513	8203		4.8	6.7	7
Province		9	4	1		2069	1996	2131		6.5	9.9	10.1
District		0	0	0		0	0	0		2.8	3.9	4.4
Municipality												

Major Health Indicators...

Child Health

Indicators		% Of <1yr children immunized with BCG				% Of dropout DPT-Hep B- Hib1 vs MR 2				% Of children fully immunized as per NIP (GESI)		
Year	077/78	078/79	079/80	077/78	078/79	079/80	077/78	078/79	079/80	077/78	078/79	079/80
National	90.7	103.5	102.2	11.8	6.6	5.8	77.8	91.2	90.6			
Province	117.9	104.3	107.8	26.9	17.3	11	89.2	95.2				
District	114.4	101.8	102.3	33.7	14.1	6.7	70.5	88.3	94.1			
Municipality	96.5	124.9	111.9	57.1	17.5	35.3	51.7	96.2	67.4			

Indicators		Incidence of Pneumonia per 1000 <5yr children				Incidence of ARI per 1000 <5yr children				Incidence of Diarrhea per 1000 <5yr children		
Year	077/78	078/79	079/80	077/78	078/79	079/80	077/78	078/79	079/80	077/78	078/79	079/80
National	26.6	36.7	33.6	212.8	267.2	265.5	105.4	107.2	115.1			
Province	23.3	18.5	18.7	221.6	199.5	209.7	124.6	112.8	129.3			
District	28.7	24.7	23.2	252.3	241.6	236.5	126.3	117.8	119.9			
Municipality	11.1	12	6.1	153.5	304.3	200.4	63	133.6	89.7			

Indicators		Total number of Neonatal deaths				Average visits by child 0-23 month registered for GM				% Of Newborns with low birth weight <2.5kg		
Year	077/78	078/79	079/80	077/78	078/79	079/80	077/78	078/79	079/80	077/78	078/79	079/80
National	2452	1914	1694	3.3	3.6	4.8	11.4	11.8	10.8			
Province	125	91	101	2.2	2.5	3.1	10.7	8.9	8.6			
District	13	22	17	1.9	2.2	2.7	10.2	7.6	8.9			
Municipality	2	1	0	1.5	3.2	3.5	8	11.6	2.6			

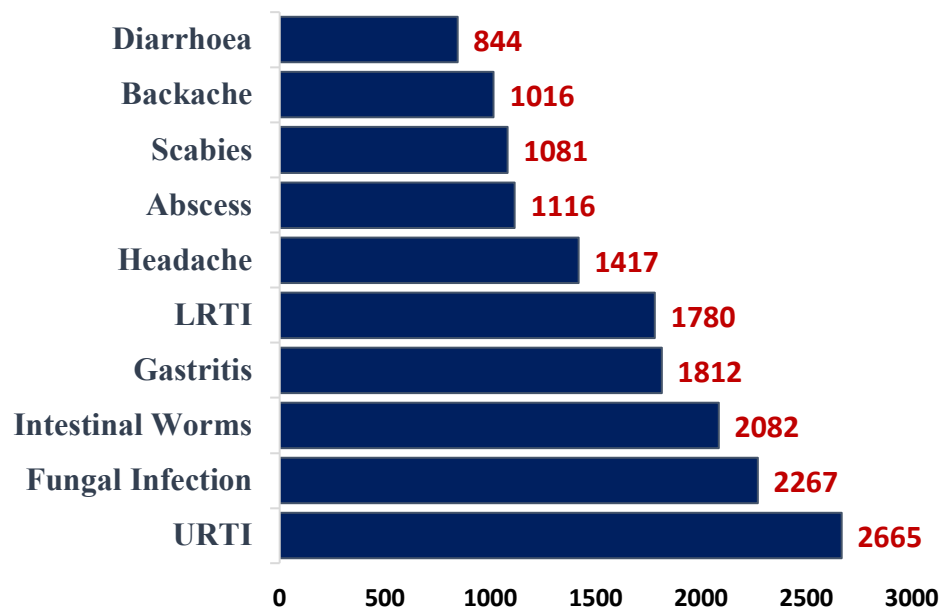
Major Health Indicators...

---Miscellaneous---

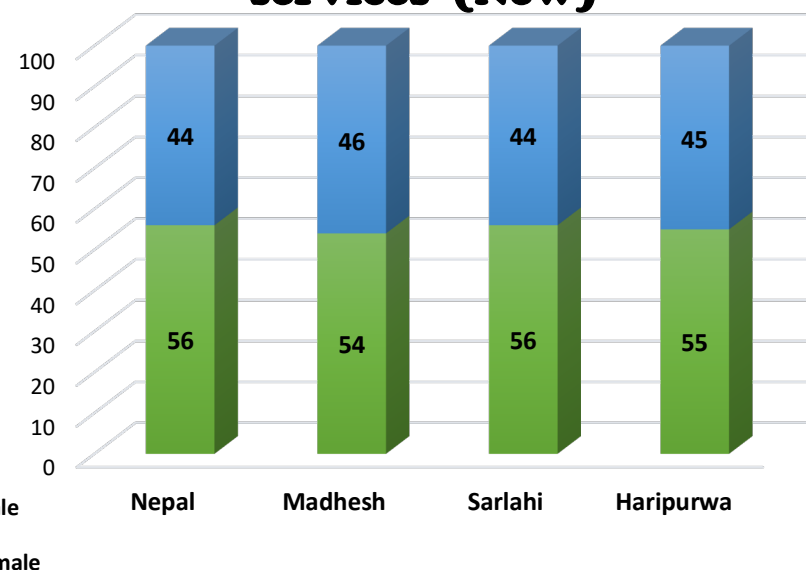
Indicators	Number of new TB cases registered			TB Case notification rate			TB Treatment success rate		
	077/78	078/79	079/80	077/78	078/79	079/80	077/78	078/79	079/80
National	26472	35030	34297	94.7	129.1	126.2	91.3	91.6	92.4
Province	6366	8616	8755	105.2	146.3	146.6	92.9	92.5	93.5
District	1011	1383	1294	117.7	170.1	156.6	92.2	93.4	96.5
Municipality	30	38	73	71.4	103.7	195.7	100	100	100

Source: HMIS 2079/80

Top 10 Reasons for OPD consultations



% of population Using OPD services (New)



MSS Score FY 2079/80

SN	HF Name	Governance and Management	Clinical Service Management	Support Service Management	Average Score
1	Haripurwa HP	45%	47%	35%	44%
2	Dhankaul East HP	62%	53%	47%	54%
3	Basantapur HP	46%	48%	20%	42%

CRITERIA

	<50%
	50%-69%
	70%-84%
	85% and above

LF MDA Progress Reflection FY 2079/80

Ward no.	MDA Coverage as per Age Group			Total Clients treated	Coverage among total population
	2-5 years	6-14 years	15 years and above		
1	369	777	1335	2481	143.0%
2	482	982	2015	3479	144.0%
3	506	1155	1389	3050	71.0%
4	309	695	2190	3194	70.6%
5	417	1545	3359	5321	78.0%
6	393	922	2379	3694	94.7%
7	359	777	1343	2479	82.9%
8	221	602	980	1803	53.8%
9	432	1272	2338	4042	55.4%
Total	3488	8727	17328	29543	79.2

Prepared by :

Ram Ekwāl Ray
Health Section Chief
Haripurwā Municipality
Contact Number: 9856045612
Email ID: ramekwalray604@gmail.com

Supported by:

Manisha Shrestha
Public Health Consultant
RTI/ EDCD



USAID
FROM THE AMERICAN PEOPLE

Act to End
NTDs
E A S T

RTI
INTERNATIONAL